

ST. JAMES' EPISCOPAL SCHOOL

ENGAGING HEART, MIND, AND SPIRIT

Dolphin Newsletter

October 8, 2020


Dear Dolphin Families,

We had an amazing week of discoveries! We carved open a huge orange pumpkin and took turns looking, touching, smelling, and listening to what was inside. We also helped the teachers scoop and dig out the seeds. Other fun activities we did this week were sink and float experiment with small pumpkins and a variety of other objects like apples, toys, and other things we found around the classroom. The children enjoyed guessing which items would float and which items would sink. For an art project we cut orange strips to make a Jack O' Lantern. The children had a great time practicing their cutting skills with scissors. Finally, we baked pumpkin seeds on Friday and the children all were excited to see how pumpkin seeds can be roasted and eaten. Have a great four day weekend, see you on Tuesday, October 13th.

Love,
Your Dolphin Teachers

[Remote Portal CLICK HERE](#)





ST. JAMES' EPISCOPAL SCHOOL

ENGAGING HEART, MIND, AND SPIRIT

Dolphin Newsletter

October 8, 2020

Photos for the week



Drawing pumpkins
with Mr. Josh



Taking a closer
look at pumpkins




Practicing our
cutting skills



I made a pumpkin
out of strips!

Topics we discussed

Letter Ee




Number 7



Square Shape



Books we read




Science Experiment

Will it sink or float?



<u>Sink</u>	<u>Float</u>
Apple ✓	Pig ✓
mango ✓	onion ✓
egg ✓	car ✓
carrot ✓	cucumber ✓
pumpkin ✓	ball ✓
banana ✓	tomato ✓
potato ✓	





ST. JAMES' EPISCOPAL SCHOOL

ENGAGING HEART, MIND, AND SPIRIT

Dolphin Newsletter

October 8, 2020

What color are the pumpkin seeds?



Andrew said, "Blue."
Maisie said, , "Light pink."
Luca said, "Green."
Melody said, "Pink."
Beau said, "Green and white."

Theo said, "Yellow."
Brynn said, "Orange."
Solo said, "It's squishy."
Sabrina said, "Green."



Pumpkin Carving

First, we washed our hands with water and soap. Next, the teacher carved the pumpkin and then we took turns reaching in. Finally, we washed our hands again.





Only showing the children our
homemade baked pumpkins seeds




Bake or Roast the
Seeds in the Oven

Ingredients you can
add to pumpkin seeds:

Toss the seeds in a bowl with
olive oil, salt, Pumpkin Pie Spice
and Ground Cinnamon.)

Some people don't add seasoning
and that's okay!

Yummy Baked Pumpkin Seeds!



ST. JAMES' EPISCOPAL SCHOOL

ENGAGING HEART, MIND, AND SPIRIT

Dolphin Newsletter

October 8, 2020

Sneak Peek for Next week...

Halloween Traditions

Activity: Paper Pumpkin

Materials: orange and green construction paper, glue, crayons, and scissors

Activity: Decorating Capes

Materials: Cape and paint

Activity: Decorating Capes

Materials: cape, glue, feathers

Activity: Pumpkin Popsicle Puppets

Materials: Pumpkin picture cutouts, glue, and popsicle sticks.