



ST. JAMES' EPISCOPAL SCHOOL

ENGAGING HEART, MIND, AND SPIRIT

Butterfly Nwsletter

November 20



Being Thankful and Caring

The month of November is a beautiful time of the year to say how thankful and blessed we are to have such wonderful preschool families. Your children bring laughter, joy and delight to us teachers each day. It has been a pleasure teaching them. Throughout the month of November, our theme focused on gratitude with Thanksgiving approaching. We celebrate our families, friends, healthy bodies and a bountiful Fall Harvest. The children were creating lots of Thanksgiving-themed artwork, along with more autumn crafts. This week children learned the importance of being thankful and caring. The children learned how to be compassionate and empathetic towards others. To be kind, loving, and considerate of others. To be thankful and express gratitude for what others do. Children were making thank you flowers and trees sharing what they are thankful for. Also, children were practicing the letter "T" for Thankful and creating their own harvest crown! Children had so much fun doing the balloon experiment and making bread dough. The children learned about different kind of potatoes by color, shape and they watched a video about how potatoes grow. The children had fun singing the potato song and mashing their potatoes and enjoying their mashed potatoes!



Learning by Doing

We continue to work on our fine motor skills by cutting with scissors, coloring and gluing projects which relate to our themes. Some projects are simple and others require more detailed instructions, but each one has a specific skill in mind. The children truly enjoy the activities of the day. By looking at the smiles on their faces. It is apparent they are proud of what they have accomplished!

The children are very creative in making their own thank you flowers and harvest crowns!



I AM THANKFUL FOR...

"Trains... I love them so much, I love french fries too."
Ethan

"Mama, Sophia, Papa and candy."
Tati

"mom, dad, and turkey."
Stanley

"My family and my cousin."
Audrey



"My mommy, sister and daddy."
Isabella

"My mommy and candy."
Ella

"family and friends"
Nina

"My family, mommy, daddy and Naveed."
Nikhil



"Trees, walking, friends, and tractor.."
Elijah

"mousey "
Priya

"Grandma, grandpa, and cow drinking milk."
Tara




"Nice family."
Matilda

"Sugar cube."
Stellan

"My bracelet."
Mia



The letter of the week!



The children made appreciation cards for teacher Cj!

Parent-Teacher Conference


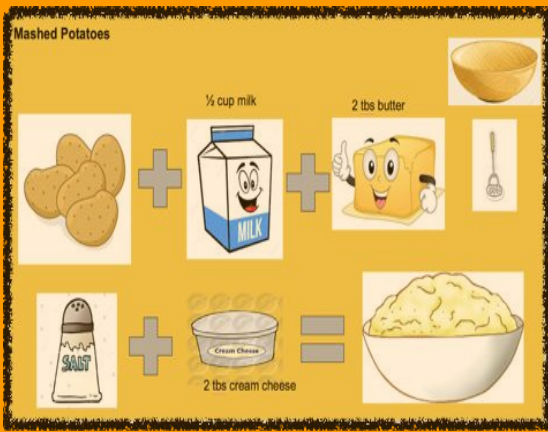
We would like to thank all of our Butterfly families for joining us for parent teacher conference this week. We hope that all of your question were answered with the information provided. We appreciate and would like to thank all of you for your continued support!




Do you know that you can blow up a balloon without using your mouth or a helium tank? You totally can. This super fun Sugar & Yeast Balloon Experiment showed children how it works.



This fine motor painting activity involved color mixing, absorption, solid dissolution, building construction



The children are having fun mashing the potatoes and playing with bread dough!



Topic of the Week:Christmas around the world (November 30 -December 4)

Monday:Let's talk about different traditions around the world.USA traditions:

Activity:: Christmas Tree: using construction paper (christmas colors), glue, scissors, crayon and marker

Science experiment: Borax ornament experiment

Tuesday: Cuban traditions

Book: La Noche Buena

Activity:Have the children draw their favorite part of the story.

Wednesday: Sweden Traditions, Hanna's christmas.

Activity:Make a crown using construction paper(red, green, yellow, and white), glue and scissors

Book:Hanna's Christmas

Thursday:African Traditions

Book: A Stork in a Baobab Tree

Activity: Make a Baobab Tree: using construction paper (white, brown, and green) and decorate it with pom poms, stickers, paint

Friday: Mexican Traditions

Book: The legend of the Poinsettia

Activity:Draw nativity scene: need brown construction paper

Science experiment:Lava Lamp

Materials:(optional)

Construction paper(red, green,yellow,, brown,and white)

Red paint

Crayon and marker

Glue or glue stick

Glitter

Scissors

Food coloring

Borax

Pipe cleaners

Jar or tall glass

Cooking oil

Alka seltzer or baking soda and vinegar

IMPORTANT DATES TO REMEMBER

November 23-27

Thanksgiving Break, No School

November 30

Remote Learning Begins

December 1

Husky Camp : Tuesday(1:00pm-2:30 pm)

December 17

Noon Dismissal

Last day of school before Winter Break

Upcoming Science Experiment

Monday:Borax ornament experiment:

jar, pipe cleaners, borax, warm water, and pencil.

Friday:Lava Lamp: cooking oil, water,

food coloring, glitter, alka seltzer or baking soda and vinegar, tall glass or jar

THANKFUL FOR YOU

There is always something to be thankful for—
and this holiday we're thankful for you!
Wishing you a happy holiday, a full heart and
many stylish days ahead.